

SEE SHEET 2 FOR
INDEX OF SHEETS,
GENERAL NOTES,
AND
COMMITMENTS

Project Description:
Residential fiber buildout

Geographic Information:

State: Illinois
County: McHenry
City: Lake in the Hills

List of Permitting Authorities:

1. Village of Lake in the Hills
2. None
3. None
4. None
5. None
6. None

i3Broadband - Engineering Department
PHONE: (309) 670-0400 ext. 400
EMAIL: engineering@i3broadband.com

Project Designer: **Steven Berchtold**
Const. Manager: **Nemanja Stanojevic**
Market Manager: **Coty Keoprasa**



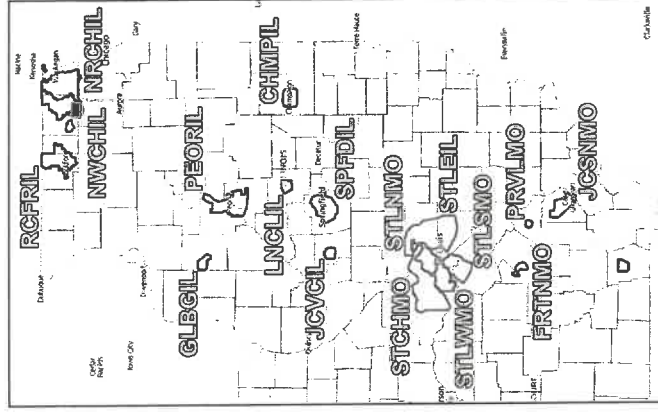
FOR LOCATING SERVICES
CALL: (800) 892-0123 (IL)
(800) 344-7483 (MO)
or 811 (US)

Printed: 4/10/2025
Time: 9:23 AM



PLANS FOR PROPOSED FIBER INSTALLATION

Market: NWCHIL
Chassis: NWCHILMXKC03
Sector: NWCHIL2047
Bore Footage: 13572
Passings: 280



**SUBMITTED
FOR PERMITTING**

INDEX OF SHEETS

CI	Cover Sheet
NI	Index, General Notes, and Commitments Sheet
DT1	Typical Vault Details Sheet
DT2	Typical Vault Installation Details Sheet
LI	Symbol Reference Legend Sheet
PO1	Project Overview Map
D1 - D6	Duct and Vault Installation Maps
F1 - F6	Fiber Installation Maps

SPECIAL PERMITTING COMMITMENTS

Lake in the Hills
No specific requirements.

GENERAL PLAN NOTES

- These notes shall be applicable to all operations performed under this contract, except when they conflict with any SPECIAL PERMIT COMMITMENTS (SEE THIS SHEET). In such cases, the notes in that section shall supercede these notes.
- All care should be taken to mitigate damage to existing utilities. OneCall shall be contacted before any boring or excavation.
- Note that handholes drawn on the shared lot line can be adjusted to either side of the lot line as necessary, which is standard on i3Broadband prints. Handholes that are shifted to one side of a lot line need to be placed on that side of the lot line, generally to comply with an easement, or to avoid a driveway or large tree. Construction change order requests shall be coordinated with the appropriate i3 Construction Department Representative and CLEARLY DOCUMENTED ON THESE PLANS AS RED-LINED AS-BUILT DRAWINGS.
- Any damage to adjacent properties caused by construction operations within the work area shall be fully restored to their ORIGINAL CONDITION.
- Dimensions (approximate, in feet) shown generally indicate total Right-of-Way width, or Utility Easement width relative to nearest lot line. Rights-of-Way and Utility Easements are not necessarily uniform (i.e. not split evenly a cross street centerline or property line). Contact i3 as needed for clarity.
- SLACK NOTES:
 - All taps are to have 4' of slack at the head, 55' at the splice case, and no slack storage anywhere else.
 - Mainline cable to have 55' at all ends/cut points and 110' at all #3 or larger handholes where cable is uncut.
 - Any other abnormalities will be noted on prints.
- The CONTRACTOR shall be required to comply with all Federal, State, and Local laws/ordinances, in addition to all i3Broadband contract documents.

**SUBMITTED
FOR PERMITTING**

PROJECT ENGINEER:

Steven Berchold

REVISIONS

/ /24 | No.

/ /24 | No.

/ /24 | No.

/ /24 | No.

/ /24 | No.

PROPOSED FIBER INSTALLATION PLANS

INDEX, GENERAL NOTES, AND COMMITMENTS

Printed: 4/10/2025
Time: 9:43 AM

SECTOR: NWCHIL2047

SHEET:

N1

TYPICAL VAULT (HANDHOLE) DETAILS

i3 Broadband
 602 High Point Lane
 East Troy, Illinois
 (309) 236-4000
 ibroadband.com

RESERVED
 FOR SHEET
 NORTH ARROW
 AND SCALE

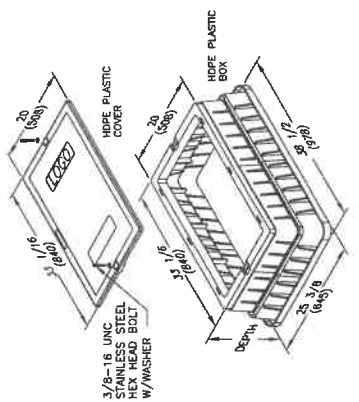
PROJECT ENGINEER:
 Steven Berthold

REVISIONS

/	/24		No.
/	/24		No.
/	/24		No.
/	/24		No.
/	/24		No.

PROPOSED FIBER INSTALLATION PLANS
 TYPICAL VAULT (HANDHOLE) DETAILS
 Printed: 9:43 AM
 Time: 4/10/2025
 SECTOR: NWCHIL2047

SHEET:
DT11



RESERVED
 FOR SHEET
 NORTH ARROW
 AND SCALE

PROJECT ENGINEER:	Steven Berthold
REVISIONS	
/ 24 No.	
/ 24 No.	
/ 24 No.	
/ 24 No.	
/ 24 No.	

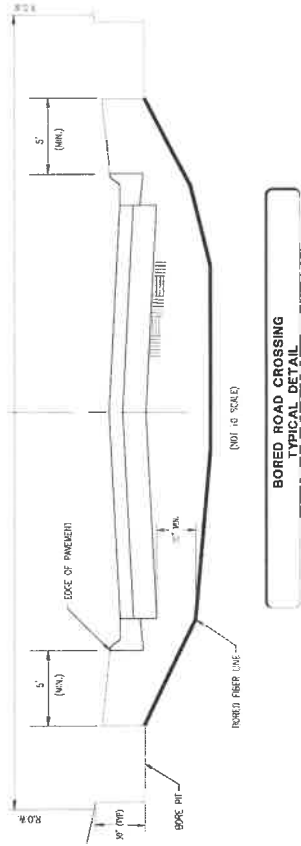
PROPOSED FIBER INSTALLATION PLANS

TYPICAL VAULT INSTALLATION DETAILS

Printed: 4/10/2025
 Time: 9:43 AM

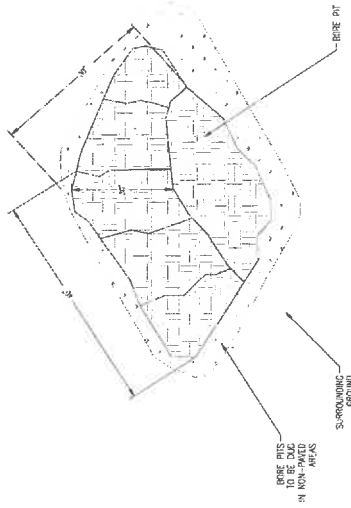
SECTOR: NWCHIL2047

SHEET:
DT2

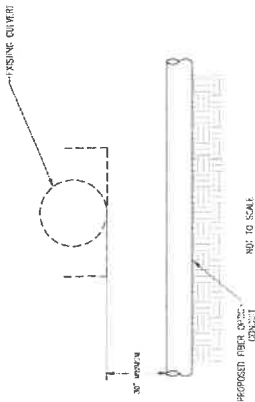


NOTES:
 1. MAIN PIT TO BE CONSULTED WHEN PLANS INDICATE A HANDHOLE ON EITHER SIDE OF A ROAD CROSSING. IF A HANDHOLE IS INDICATED ON ONLY ONE SIDE OF THE ROADWAY, THE BORE MAY CONTINUE BEYOND THE CROSSING. DISTANCES AND DEPTHS AS SHOWN ON THE DETAIL ARE STILL APPLICABLE.

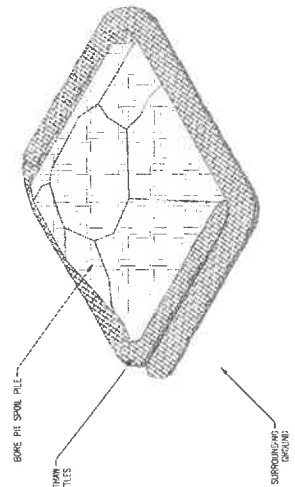
- ADDITIONAL NOTES**
1. ALL AREAS DISTURBED BY CONSTRUCTION TO BE REPLACED IN KIND WITH LIKE MATERIALS.
 2. RESTORATION OF UNPAVED/GRASSY AREAS SHALL BE AS FOLLOWS:
 1. TOPSOIL, RECORDED DURING DISTURBANCE SHALL BE SAVED.
 2. RESEED AND FERTILIZE TO MATCH EXISTING SURFACE.
 3. PROVIDE CLASS II SEED AND FERTILIZER PER DOT ROAD AND BRIDGE CONSTRUCTION SPECIFICATIONS.
 4. COVER AREAS WITH ONE (1) TO EROSION CONTROL BLANKET, OR APPROVAL EQUIV.
 3. ANY BLANKET COVERS SHALL BE A MINIMUM OF 12" THICKNESS.
 4. BLANKET TO EXTEND MINIMUM 5' BEYOND AREAS TO BE RESTORED.
 5. ANY BLANKET COVERS SHALL BE A MINIMUM OF 12" THICKNESS.
 6. WHEN BLANKET IS PLACED ON A SLOPE, THE DOWNSTREAM BLANKET SHALL BE BREAKED TO THE UPSTREAM.
 7. DISTURBANCE OF PAVED/PAVED SURFACES IS TO BE REPAID. IF THIS IS UNAPPROVED, CONTRACTOR TO COORDINATE WITH CITY ENGINEER FOR APPROVAL.
 8. ALL DISTURBED AREAS TO BE RESTORED TO ORIGINAL OR BETTER CONDITION IN ACCORDANCE WITH CITY SPECIFICATIONS. ADDITIONAL DETAILS WILL BE PROVIDED TO CITY BY UTILITY AND ENGINEER IN THESE INSTANCES.



- NOT TO SCALE
- NOTES:**
1. BORE PITS TO BE REQUIRED ON MULTIPLE-BORED (AND LARGER) HANDHOLES.
 2. EROSION AND SEDIMENT CONTROL FOR SHALLOW PITS SHALL BE PROVIDED PER CITY SPECIFICATIONS.
 3. BORE PITS TO BE DUG IN UNPAVED AREAS ONLY. DISTANCE FROM PAVEMENT PER CITY SPECIFICATIONS SHALL BE AT LEAST 5 FEET. NO CURB RAMP MAY BE DESIRED.
 4. IF THESE PITS IN UNPAVED AREAS ARE UNDESIRABLE, CONSTRUCTION TO CORRECT WITH UNPAVED AND CITY SPECIFICATIONS SHALL BE PROVIDED TO THE CITY ENGINEER FOR APPROVAL.
 5. BORE PITS TO BE RECONSTRUCTED WITH ONE (1) TO EROSION CONTROL BLANKET, OR APPROVAL EQUIV. PER CITY SPECIFICATIONS. DISTANCES AND DEPTHS AS SHOWN ON THE DETAIL ARE STILL APPLICABLE.



**FIBER OPTIC CONDUIT AND CULVERT SEPARATION
 TYPICAL VERTICAL SEPARATION**
 (NOT TO SCALE)



- NOT TO SCALE
- NOTES:**
1. INSTALLATION TO BE COMPLETED IN ACCORDANCE WITH MANUFACTURER'S SPECIFICATIONS.
 2. FIBER ROLLS SHOULD BE IN-SITU AFTER EVERY SPOIL DUMP. MINIMUM HEIGHT TO DUMP AT: 3' SPACING TO SEDIMENT AND DEBRIS.
- SPECIFICATIONS:**
- WATTLES SHALL BE A STRAW FILLED TUBE OF FLEXIBLE NETTING MATERIAL. IT SHALL BE A MACHINE PRODUCED TUBE OF COMPACTED RICE STRAW THAT IS CERTIFIED WETTED FIBER. FORMED BY A MANUFACTURER WHOSE TOPSPEAK PROCESS IS WATTE MANUFACTURING. THE WATTLES SHALL HAVE A MINIMUM MASS PER UNIT LENGTH OF 1.5 LBS/FT. A MINIMUM DENSITY OF 1.05 G/CC. A MINIMUM NET STRAND THICKNESS OF 0.01 INCHES. A MINIMUM NET TIGHT THICKNESS OF 0.05 INCHES AND A MINIMUM NETTING UNIT WEIGHT OF 0.35 LB/SQ YD. THE SEDIMENT RETENTION CAPACITY OF THE WATTLE SHALL BE 30 LB/FT. THE WATTLE SHALL BE 100 PERCENT STRAW. THE WATTLE SHALL BE 30" DIA. WITH A MINIMUM LENGTH OF 30'.

**SUBMITTED
 FOR PERMITTING**

**EROSION & SEDIMENT CONTROL
 BORE PIT SPOIL PILE**

SYMBOL REFERENCE LEGEND

CONSTRUCTION

- Duct/Conduit**
- Primary
 - Secondary
 - Third Order
 - Fourth Order
 - In Building
 - In Ground
- Splices**
- Typ A
 - Typ B
 - Typ C
 - Typ D
 - Typ E
 - Typ F
 - Typ G
 - Typ H
 - Typ I
 - Typ J
 - Typ K
 - Typ L
 - Typ M
 - Typ N
 - Typ O
 - Typ P
 - Typ Q
 - Typ R
 - Typ S
 - Typ T
 - Typ U
 - Typ V
 - Typ W
 - Typ X
 - Typ Y
 - Typ Z
 - Other

- Cabinets**
- Standard
 - Special
 - Other
- Vault/Handholes**
- Unknown Size
 - HH 1 (12x12 or eq.)
 - HH 2 (12x14 or eq.)
 - HH 3 (12x16 or eq.)
 - HH 4 (12x18 or eq.)
 - HH 5 (12x20 or eq.)
 - HH 6 (12x22 or eq.)
 - HH 7 (12x24 or eq.)
 - HH 8 (12x26 or eq.)
 - HH 9 (12x28 or eq.)
 - HH 10 (12x30 or eq.)
 - HH 11 (12x32 or eq.)
 - HH 12 (12x34 or eq.)
 - HH 13 (12x36 or eq.)
 - HH 14 (12x38 or eq.)
 - HH 15 (12x40 or eq.)
 - HH 16 (12x42 or eq.)
 - HH 17 (12x44 or eq.)
 - HH 18 (12x46 or eq.)
 - HH 19 (12x48 or eq.)
 - HH 20 (12x50 or eq.)
 - HH 21 (12x52 or eq.)
 - HH 22 (12x54 or eq.)
 - HH 23 (12x56 or eq.)
 - HH 24 (12x58 or eq.)
 - HH 25 (12x60 or eq.)
 - HH 26 (12x62 or eq.)
 - HH 27 (12x64 or eq.)
 - HH 28 (12x66 or eq.)
 - HH 29 (12x68 or eq.)
 - HH 30 (12x70 or eq.)
 - HH 31 (12x72 or eq.)
 - HH 32 (12x74 or eq.)
 - HH 33 (12x76 or eq.)
 - HH 34 (12x78 or eq.)
 - HH 35 (12x80 or eq.)
 - HH 36 (12x82 or eq.)
 - HH 37 (12x84 or eq.)
 - HH 38 (12x86 or eq.)
 - HH 39 (12x88 or eq.)
 - HH 40 (12x90 or eq.)
 - HH 41 (12x92 or eq.)
 - HH 42 (12x94 or eq.)
 - HH 43 (12x96 or eq.)
 - HH 44 (12x98 or eq.)
 - HH 45 (12x100 or eq.)
 - HH 46 (12x102 or eq.)
 - HH 47 (12x104 or eq.)
 - HH 48 (12x106 or eq.)
 - HH 49 (12x108 or eq.)
 - HH 50 (12x110 or eq.)
 - HH 51 (12x112 or eq.)
 - HH 52 (12x114 or eq.)
 - HH 53 (12x116 or eq.)
 - HH 54 (12x118 or eq.)
 - HH 55 (12x120 or eq.)
 - HH 56 (12x122 or eq.)
 - HH 57 (12x124 or eq.)
 - HH 58 (12x126 or eq.)
 - HH 59 (12x128 or eq.)
 - HH 60 (12x130 or eq.)
 - HH 61 (12x132 or eq.)
 - HH 62 (12x134 or eq.)
 - HH 63 (12x136 or eq.)
 - HH 64 (12x138 or eq.)
 - HH 65 (12x140 or eq.)
 - HH 66 (12x142 or eq.)
 - HH 67 (12x144 or eq.)
 - HH 68 (12x146 or eq.)
 - HH 69 (12x148 or eq.)
 - HH 70 (12x150 or eq.)
 - HH 71 (12x152 or eq.)
 - HH 72 (12x154 or eq.)
 - HH 73 (12x156 or eq.)
 - HH 74 (12x158 or eq.)
 - HH 75 (12x160 or eq.)
 - HH 76 (12x162 or eq.)
 - HH 77 (12x164 or eq.)
 - HH 78 (12x166 or eq.)
 - HH 79 (12x168 or eq.)
 - HH 80 (12x170 or eq.)
 - HH 81 (12x172 or eq.)
 - HH 82 (12x174 or eq.)
 - HH 83 (12x176 or eq.)
 - HH 84 (12x178 or eq.)
 - HH 85 (12x180 or eq.)
 - HH 86 (12x182 or eq.)
 - HH 87 (12x184 or eq.)
 - HH 88 (12x186 or eq.)
 - HH 89 (12x188 or eq.)
 - HH 90 (12x190 or eq.)
 - HH 91 (12x192 or eq.)
 - HH 92 (12x194 or eq.)
 - HH 93 (12x196 or eq.)
 - HH 94 (12x198 or eq.)
 - HH 95 (12x200 or eq.)
 - HH 96 (12x202 or eq.)
 - HH 97 (12x204 or eq.)
 - HH 98 (12x206 or eq.)
 - HH 99 (12x208 or eq.)
 - HH 100 (12x210 or eq.)
 - HH 101 (12x212 or eq.)
 - HH 102 (12x214 or eq.)
 - HH 103 (12x216 or eq.)
 - HH 104 (12x218 or eq.)
 - HH 105 (12x220 or eq.)
 - HH 106 (12x222 or eq.)
 - HH 107 (12x224 or eq.)
 - HH 108 (12x226 or eq.)
 - HH 109 (12x228 or eq.)
 - HH 110 (12x230 or eq.)
 - HH 111 (12x232 or eq.)
 - HH 112 (12x234 or eq.)
 - HH 113 (12x236 or eq.)
 - HH 114 (12x238 or eq.)
 - HH 115 (12x240 or eq.)
 - HH 116 (12x242 or eq.)
 - HH 117 (12x244 or eq.)
 - HH 118 (12x246 or eq.)
 - HH 119 (12x248 or eq.)
 - HH 120 (12x250 or eq.)
 - HH 121 (12x252 or eq.)
 - HH 122 (12x254 or eq.)
 - HH 123 (12x256 or eq.)
 - HH 124 (12x258 or eq.)
 - HH 125 (12x260 or eq.)
 - HH 126 (12x262 or eq.)
 - HH 127 (12x264 or eq.)
 - HH 128 (12x266 or eq.)
 - HH 129 (12x268 or eq.)
 - HH 130 (12x270 or eq.)
 - HH 131 (12x272 or eq.)
 - HH 132 (12x274 or eq.)
 - HH 133 (12x276 or eq.)
 - HH 134 (12x278 or eq.)
 - HH 135 (12x280 or eq.)
 - HH 136 (12x282 or eq.)
 - HH 137 (12x284 or eq.)
 - HH 138 (12x286 or eq.)
 - HH 139 (12x288 or eq.)
 - HH 140 (12x290 or eq.)
 - HH 141 (12x292 or eq.)
 - HH 142 (12x294 or eq.)
 - HH 143 (12x296 or eq.)
 - HH 144 (12x298 or eq.)
 - HH 145 (12x300 or eq.)
 - HH 146 (12x302 or eq.)
 - HH 147 (12x304 or eq.)
 - HH 148 (12x306 or eq.)
 - HH 149 (12x308 or eq.)
 - HH 150 (12x310 or eq.)
 - HH 151 (12x312 or eq.)
 - HH 152 (12x314 or eq.)
 - HH 153 (12x316 or eq.)
 - HH 154 (12x318 or eq.)
 - HH 155 (12x320 or eq.)
 - HH 156 (12x322 or eq.)
 - HH 157 (12x324 or eq.)
 - HH 158 (12x326 or eq.)
 - HH 159 (12x328 or eq.)
 - HH 160 (12x330 or eq.)
 - HH 161 (12x332 or eq.)
 - HH 162 (12x334 or eq.)
 - HH 163 (12x336 or eq.)
 - HH 164 (12x338 or eq.)
 - HH 165 (12x340 or eq.)
 - HH 166 (12x342 or eq.)
 - HH 167 (12x344 or eq.)
 - HH 168 (12x346 or eq.)
 - HH 169 (12x348 or eq.)
 - HH 170 (12x350 or eq.)
 - HH 171 (12x352 or eq.)
 - HH 172 (12x354 or eq.)
 - HH 173 (12x356 or eq.)
 - HH 174 (12x358 or eq.)
 - HH 175 (12x360 or eq.)
 - HH 176 (12x362 or eq.)
 - HH 177 (12x364 or eq.)
 - HH 178 (12x366 or eq.)
 - HH 179 (12x368 or eq.)
 - HH 180 (12x370 or eq.)
 - HH 181 (12x372 or eq.)
 - HH 182 (12x374 or eq.)
 - HH 183 (12x376 or eq.)
 - HH 184 (12x378 or eq.)
 - HH 185 (12x380 or eq.)
 - HH 186 (12x382 or eq.)
 - HH 187 (12x384 or eq.)
 - HH 188 (12x386 or eq.)
 - HH 189 (12x388 or eq.)
 - HH 190 (12x390 or eq.)
 - HH 191 (12x392 or eq.)
 - HH 192 (12x394 or eq.)
 - HH 193 (12x396 or eq.)
 - HH 194 (12x398 or eq.)
 - HH 195 (12x400 or eq.)
 - HH 196 (12x402 or eq.)
 - HH 197 (12x404 or eq.)
 - HH 198 (12x406 or eq.)
 - HH 199 (12x408 or eq.)
 - HH 200 (12x410 or eq.)
 - HH 201 (12x412 or eq.)
 - HH 202 (12x414 or eq.)
 - HH 203 (12x416 or eq.)
 - HH 204 (12x418 or eq.)
 - HH 205 (12x420 or eq.)
 - HH 206 (12x422 or eq.)
 - HH 207 (12x424 or eq.)
 - HH 208 (12x426 or eq.)
 - HH 209 (12x428 or eq.)
 - HH 210 (12x430 or eq.)
 - HH 211 (12x432 or eq.)
 - HH 212 (12x434 or eq.)
 - HH 213 (12x436 or eq.)
 - HH 214 (12x438 or eq.)
 - HH 215 (12x440 or eq.)
 - HH 216 (12x442 or eq.)
 - HH 217 (12x444 or eq.)
 - HH 218 (12x446 or eq.)
 - HH 219 (12x448 or eq.)
 - HH 220 (12x450 or eq.)
 - HH 221 (12x452 or eq.)
 - HH 222 (12x454 or eq.)
 - HH 223 (12x456 or eq.)
 - HH 224 (12x458 or eq.)
 - HH 225 (12x460 or eq.)
 - HH 226 (12x462 or eq.)
 - HH 227 (12x464 or eq.)
 - HH 228 (12x466 or eq.)
 - HH 229 (12x468 or eq.)
 - HH 230 (12x470 or eq.)
 - HH 231 (12x472 or eq.)
 - HH 232 (12x474 or eq.)
 - HH 233 (12x476 or eq.)
 - HH 234 (12x478 or eq.)
 - HH 235 (12x480 or eq.)
 - HH 236 (12x482 or eq.)
 - HH 237 (12x484 or eq.)
 - HH 238 (12x486 or eq.)
 - HH 239 (12x488 or eq.)
 - HH 240 (12x490 or eq.)
 - HH 241 (12x492 or eq.)
 - HH 242 (12x494 or eq.)
 - HH 243 (12x496 or eq.)
 - HH 244 (12x498 or eq.)
 - HH 245 (12x500 or eq.)
 - HH 246 (12x502 or eq.)
 - HH 247 (12x504 or eq.)
 - HH 248 (12x506 or eq.)
 - HH 249 (12x508 or eq.)
 - HH 250 (12x510 or eq.)
 - HH 251 (12x512 or eq.)
 - HH 252 (12x514 or eq.)
 - HH 253 (12x516 or eq.)
 - HH 254 (12x518 or eq.)
 - HH 255 (12x520 or eq.)
 - HH 256 (12x522 or eq.)
 - HH 257 (12x524 or eq.)
 - HH 258 (12x526 or eq.)
 - HH 259 (12x528 or eq.)
 - HH 260 (12x530 or eq.)
 - HH 261 (12x532 or eq.)
 - HH 262 (12x534 or eq.)
 - HH 263 (12x536 or eq.)
 - HH 264 (12x538 or eq.)
 - HH 265 (12x540 or eq.)
 - HH 266 (12x542 or eq.)
 - HH 267 (12x544 or eq.)
 - HH 268 (12x546 or eq.)
 - HH 269 (12x548 or eq.)
 - HH 270 (12x550 or eq.)
 - HH 271 (12x552 or eq.)
 - HH 272 (12x554 or eq.)
 - HH 273 (12x556 or eq.)
 - HH 274 (12x558 or eq.)
 - HH 275 (12x560 or eq.)
 - HH 276 (12x562 or eq.)
 - HH 277 (12x564 or eq.)
 - HH 278 (12x566 or eq.)
 - HH 279 (12x568 or eq.)
 - HH 280 (12x570 or eq.)
 - HH 281 (12x572 or eq.)
 - HH 282 (12x574 or eq.)
 - HH 283 (12x576 or eq.)
 - HH 284 (12x578 or eq.)
 - HH 285 (12x580 or eq.)
 - HH 286 (12x582 or eq.)
 - HH 287 (12x584 or eq.)
 - HH 288 (12x586 or eq.)
 - HH 289 (12x588 or eq.)
 - HH 290 (12x590 or eq.)
 - HH 291 (12x592 or eq.)
 - HH 292 (12x594 or eq.)
 - HH 293 (12x596 or eq.)
 - HH 294 (12x598 or eq.)
 - HH 295 (12x600 or eq.)
 - HH 296 (12x602 or eq.)
 - HH 297 (12x604 or eq.)
 - HH 298 (12x606 or eq.)
 - HH 299 (12x608 or eq.)
 - HH 300 (12x610 or eq.)
 - HH 301 (12x612 or eq.)
 - HH 302 (12x614 or eq.)
 - HH 303 (12x616 or eq.)
 - HH 304 (12x618 or eq.)
 - HH 305 (12x620 or eq.)
 - HH 306 (12x622 or eq.)
 - HH 307 (12x624 or eq.)
 - HH 308 (12x626 or eq.)
 - HH 309 (12x628 or eq.)
 - HH 310 (12x630 or eq.)
 - HH 311 (12x632 or eq.)
 - HH 312 (12x634 or eq.)
 - HH 313 (12x636 or eq.)
 - HH 314 (12x638 or eq.)
 - HH 315 (12x640 or eq.)
 - HH 316 (12x642 or eq.)
 - HH 317 (12x644 or eq.)
 - HH 318 (12x646 or eq.)
 - HH 319 (12x648 or eq.)
 - HH 320 (12x650 or eq.)
 - HH 321 (12x652 or eq.)
 - HH 322 (12x654 or eq.)
 - HH 323 (12x656 or eq.)
 - HH 324 (12x658 or eq.)
 - HH 325 (12x660 or eq.)
 - HH 326 (12x662 or eq.)
 - HH 327 (12x664 or eq.)
 - HH 328 (12x666 or eq.)
 - HH 329 (12x668 or eq.)
 - HH 330 (12x670 or eq.)
 - HH 331 (12x672 or eq.)
 - HH 332 (12x674 or eq.)
 - HH 333 (12x676 or eq.)
 - HH 334 (12x678 or eq.)
 - HH 335 (12x680 or eq.)
 - HH 336 (12x682 or eq.)
 - HH 337 (12x684 or eq.)
 - HH 338 (12x686 or eq.)
 - HH 339 (12x688 or eq.)
 - HH 340 (12x690 or eq.)
 - HH 341 (12x692 or eq.)
 - HH 342 (12x694 or eq.)
 - HH 343 (12x696 or eq.)
 - HH 344 (12x698 or eq.)
 - HH 345 (12x700 or eq.)
 - HH 346 (12x702 or eq.)
 - HH 347 (12x704 or eq.)
 - HH 348 (12x706 or eq.)
 - HH 349 (12x708 or eq.)
 - HH 350 (12x710 or eq.)
 - HH 351 (12x712 or eq.)
 - HH 352 (12x714 or eq.)
 - HH 353 (12x716 or eq.)
 - HH 354 (12x718 or eq.)
 - HH 355 (12x720 or eq.)
 - HH 356 (12x722 or eq.)
 - HH 357 (12x724 or eq.)
 - HH 358 (12x726 or eq.)
 - HH 359 (12x728 or eq.)
 - HH 360 (12x730 or eq.)
 - HH 361 (12x732 or eq.)
 - HH 362 (12x734 or eq.)
 - HH 363 (12x736 or eq.)
 - HH 364 (12x738 or eq.)
 - HH 365 (12x740 or eq.)
 - HH 366 (12x742 or eq.)
 - HH 367 (12x744 or eq.)
 - HH 368 (12x746 or eq.)
 - HH 369 (12x748 or eq.)
 - HH 370 (12x750 or eq.)
 - HH 371 (12x752 or eq.)
 - HH 372 (12x754 or eq.)
 - HH 373 (12x756 or eq.)
 - HH 374 (12x758 or eq.)
 - HH 375 (12x760 or eq.)
 - HH 376 (12x762 or eq.)
 - HH 377 (12x764 or eq.)
 - HH 378 (12x766 or eq.)
 - HH 379 (12x768 or eq.)
 - HH 380 (12x770 or eq.)
 - HH 381 (12x772 or eq.)
 - HH 382 (12x774 or eq.)
 - HH 383 (12x776 or eq.)
 - HH 384 (12x778 or eq.)
 - HH 385 (12x780 or eq.)
 - HH 386 (12x782 or eq.)
 - HH 387 (12x784 or eq.)
 - HH 388 (12x786 or eq.)
 - HH 389 (12x788 or eq.)
 - HH 390 (12x790 or eq.)
 - HH 391 (12x792 or eq.)
 - HH 392 (12x794 or eq.)
 - HH 393 (12x796 or eq.)
 - HH 394 (12x798 or eq.)
 - HH 395 (12x800 or eq.)
 - HH 396 (12x802 or eq.)
 - HH 397 (12x804 or eq.)
 - HH 398 (12x806 or eq.)
 - HH 399 (12x808 or eq.)
 - HH 400 (12x810 or eq.)
 - HH 401 (12x812 or eq.)
 - HH 402 (12x814 or eq.)
 - HH 403 (12x816 or eq.)
 - HH 404 (12x818 or eq.)
 - HH 405 (12x820 or eq.)
 - HH 406 (12x822 or eq.)
 - HH 407 (12x824 or eq.)
 - HH 408 (12x826 or eq.)
 - HH 409 (12x828 or eq.)
 - HH 410 (12x830 or eq.)
 - HH 411 (12x832 or eq.)
 - HH 412 (12x834 or eq.)
 - HH 413 (12x836 or eq.)
 - HH 414 (12x838 or eq.)
 - HH 415 (12x840 or eq.)
 - HH 416 (12x842 or eq.)
 - HH 417 (12x844 or eq.)
 - HH 418 (12x846 or eq.)
 - HH 419 (12x848 or eq.)
 - HH 420 (12x850 or eq.)
 - HH 421 (12x852 or eq.)
 - HH 422 (12x854 or eq.)
 - HH 423 (12x856 or eq.)
 - HH 424 (12x858 or eq.)
 - HH 425 (12x860 or eq.)
 - HH 426 (12x862 or eq.)
 - HH 427 (12x864 or eq.)
 - HH 428 (12x866 or eq.)
 - HH 429 (12x868 or eq.)
 - HH 430 (12x870 or eq.)
 - HH 431 (12x872 or eq.)
 - HH 432 (12x874 or eq.)
 - HH 433 (12x876 or eq.)
 - HH 434 (12x878 or eq.)
 - HH 435 (12x880 or eq.)
 - HH 436 (12x882 or eq.)
 - HH 437 (12x884 or eq.)
 - HH 438 (12x886 or eq.)
 - HH 439 (12x888 or eq.)
 - HH 440 (12x890 or eq.)
 - HH 441 (12x892 or eq.)
 - HH 442 (12x894 or eq.)
 - HH 443 (12x896 or eq.)
 - HH 444 (12x898 or eq.)
 - HH 445 (12x900 or eq.)
 - HH 446 (12x902 or eq.)
 - HH 447 (12x904 or eq.)
 - HH 448 (12x906 or eq.)
 - HH 449 (12x908 or eq.)
 - HH 450 (12x910 or eq.)
 - HH 451 (12x912 or eq.)
 - HH 452 (12x914 or eq.)
 - HH 453 (12x916 or eq.)
 - HH 454 (12x918 or eq.)
 - HH 455 (12x920 or eq.)
 - HH 456 (12x922 or eq.)
 - HH 457 (12x924 or eq.)
 - HH 458 (12x926 or eq.)
 - HH 459 (12x928 or eq.)
 - HH 460 (12x930 or eq.)
 - HH 461 (12x932 or eq.)
 - HH 462 (12x934 or eq.)
 - HH 463 (12x936 or eq.)
 - HH 464 (12x938 or eq.)
 - HH 465 (12x940 or eq.)
 - HH 466 (12x942 or eq.)
 - HH 467 (12x944 or eq.)
 - HH 468 (12x946 or eq.)
 - HH 469 (12x948 or eq.)
 - HH 470 (12x950 or eq.)
 - HH 471 (12x952 or eq.)
 - HH 472 (12x954 or eq.)
 - HH 473 (12x956 or eq.)
 - HH 474 (12x958 or eq.)
 - HH 475 (12x960 or eq.)
 - HH 476 (12x962 or eq.)
 - HH 477 (12x964 or eq.)
 - HH 478 (12x966 or eq.)
 - HH 479 (12x968 or eq.)
 - HH 480 (12x970 or eq.)
 - HH 481 (12x972 or eq.)
 - HH 482 (12x974 or eq.)
 - HH 483 (12x976 or eq.)
 - HH 484 (12x978 or eq.)
 - HH 485 (12x980 or eq.)
 - HH 486 (12x982 or eq.)
 - HH 487 (12x984 or eq.)
 - HH 488 (12x986 or eq.)
 - HH 489 (12x988 or eq.)
 - HH 490 (12x990 or eq.)
 - HH 491 (12x992 or eq.)
 - HH 492 (12x994 or eq.)
 - HH 493 (12x996 or eq.)
 - HH 494 (12x998 or eq.)
 - HH 495 (12x1000 or eq.)
 - HH 496 (12x1002 or eq.)
 - HH 497 (12x1004 or eq.)
 - HH 498 (12x1006 or eq.)
 - HH 499 (12x1008 or eq.)
 - HH 500 (12x1010 or eq.)
 - HH 501 (12x1012 or eq.)
 - HH 502 (12x1014 or eq.)
 - HH 503 (12x1016 or eq.)
 - HH 504 (12x1018 or eq.)
 - HH 505 (12x1020 or eq.)
 - HH 506 (12x1022 or eq.)
 - HH 507 (12x1024 or eq.)
 - HH 508 (12x1026 or eq.)
 - HH 509 (12x1028 or eq.)
 - HH 510 (12x1030 or eq.)
 - HH 511 (12x1032 or eq.)
 - HH 512 (12x1034 or eq.)
 - HH 513 (12x1036 or eq.)
 - HH 514 (12x1038 or eq.)
 - HH 515 (12x1040 or eq.)
 - HH 516 (12x1042 or eq.)
 - HH 517 (12x1044 or eq.)
 - HH 518 (12x1046 or eq.)
 - HH 519 (12x1048 or eq.)
 - HH 520 (12x1050 or eq.)
 - HH 521 (12x1052 or eq.)
 - HH 522 (12x1054 or eq.)
 - HH 523 (12x1056 or eq.)
 - HH 524 (12x1058 or eq.)
 - HH 525 (12x1060 or eq.)
 - HH 526 (12x1062 or eq.)
 - HH 527 (12x1064 or eq.)
 - HH 528 (12x1066 or eq.)
 - HH 529 (12x1068 or eq.)
 - HH 530 (12x1070 or eq.)
 - HH 531 (12x1072 or eq.)
 - HH 532 (12x1074 or eq.)
 - HH 533 (12x1076 or eq.)
 - HH 534 (12x1078 or eq.)
 - HH 535 (12x1080 or eq.)
 - HH 536 (12x1082 or eq.)
 - HH 537 (12x1084 or eq.)
 - HH 538 (12x1086 or eq.)
 - HH 539 (12x1088 or eq.)
 - HH 540 (12x1090 or eq.)
 - HH 541 (12x1092 or eq.)
 - HH 542 (12x109

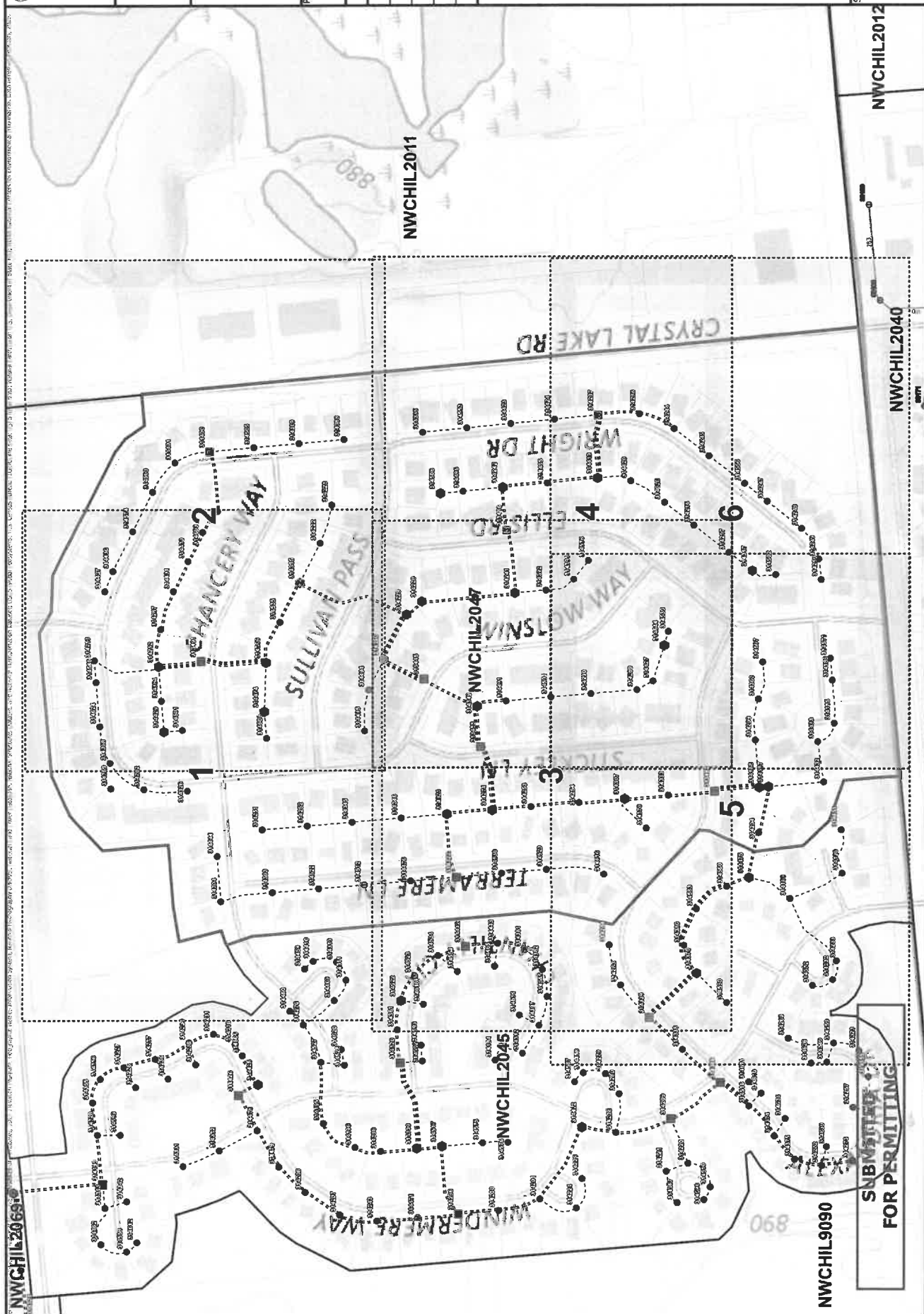


PROJECT ENGINEER:	Steven Berthold
REVISIONS	
1 / 24 No.	
1 / 24 No.	
1 / 24 No.	
1 / 24 No.	

Printed: 4/10/2025
 Time: 9:23 AM

PROJECT OVERVIEW (INDEX) MAP
 SECTOR: NWCCHIL2047

SHEET: **PO1**



NWCCHIL2069

NWCCHIL2011

NWCCHIL2012

NWCCHIL2040

NWCCHIL9090

SUBMITTING FOR PERMITTING

\\P01\PATH_C\PCS\GIS\Projects\13broadband\Sector\Network\Sector\Network\NWCCHIL2047\PO1_Template.dwg



PCS: USA Continuous Equidistant Conc.
SHEET NOTES:
 1. Fiber cables and taps are shown as offset from the centerline of the roadway for ergonomic installation ONLY. Fiber shall be installed within proposed conduit.
 2. Contractor shall field verify all dimensions prior to installing fiber cable.
 3. See Sheet N1 for installed fiber cable stock requirements.

PROJECT ENGINEER:
 Steven Berchtold

REVISIONS

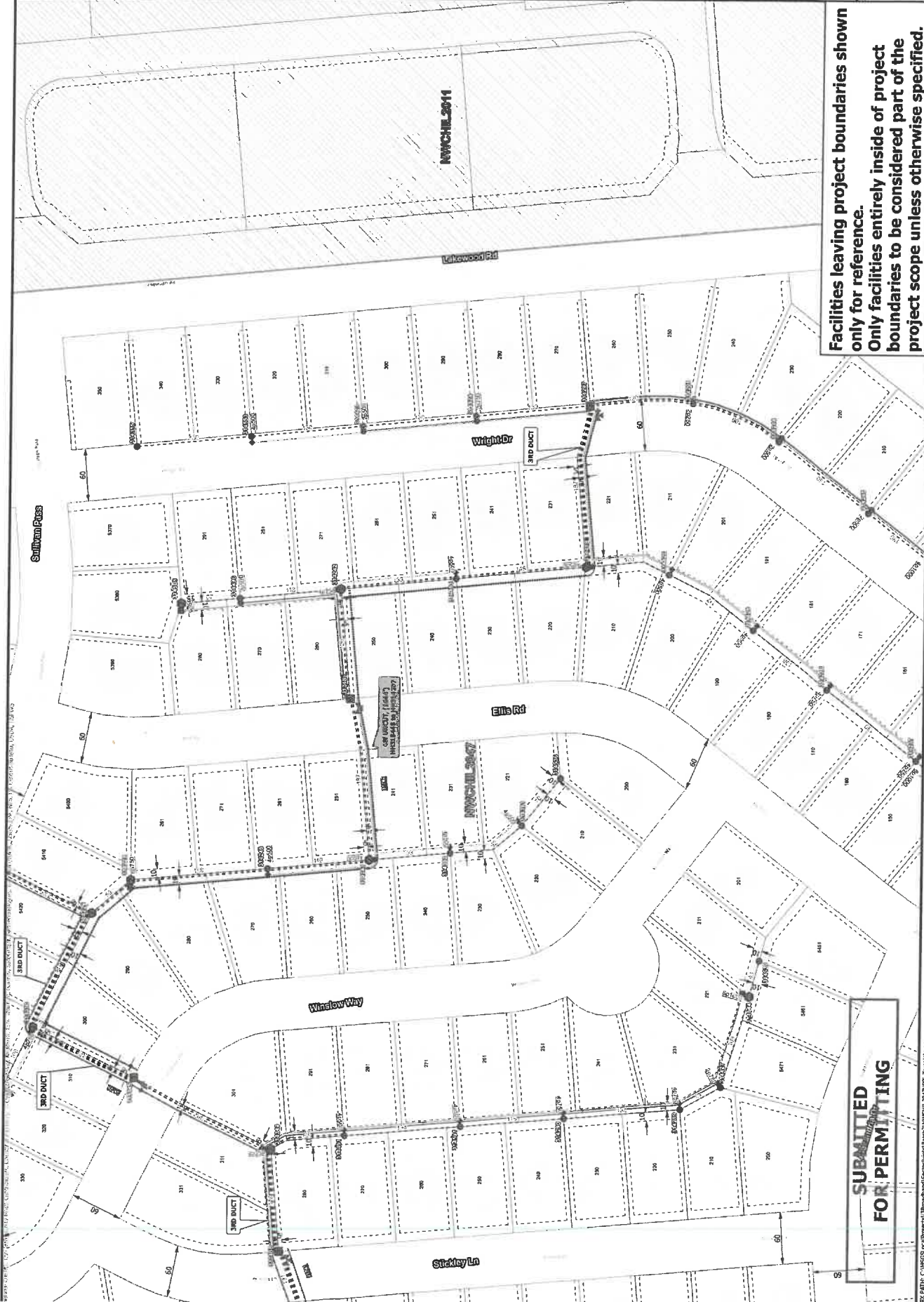
/	/ 24	No.
/	/ 24	No.
/	/ 24	No.
/	/ 24	No.
/	/ 24	No.

PROPOSED FIBER INSTALLATION PLANS
FIBER INSTALLATION PLAN MAPS
 Printed: 4/10/2025
 Time: 9:40 AM

SECTOR: NWCHIL2047


F4

SHEET:



**Facilities leaving project boundaries shown only for reference.
 Only facilities entirely inside of project boundaries to be considered part of the project scope unless otherwise specified.**

SUBMITTED FOR PERMITTING



SHEET NOTES:
 1. All dimensions are shown as shown on office representation ONLY. Prior state be installed with proper conduit.
 2. Connector shall field verify all dimensions prior to installing fiber optic.
 3. See Sheet #1 for installed fiber optic stock requirements.

PROJECT ENGINEER:
 Steven Berchold

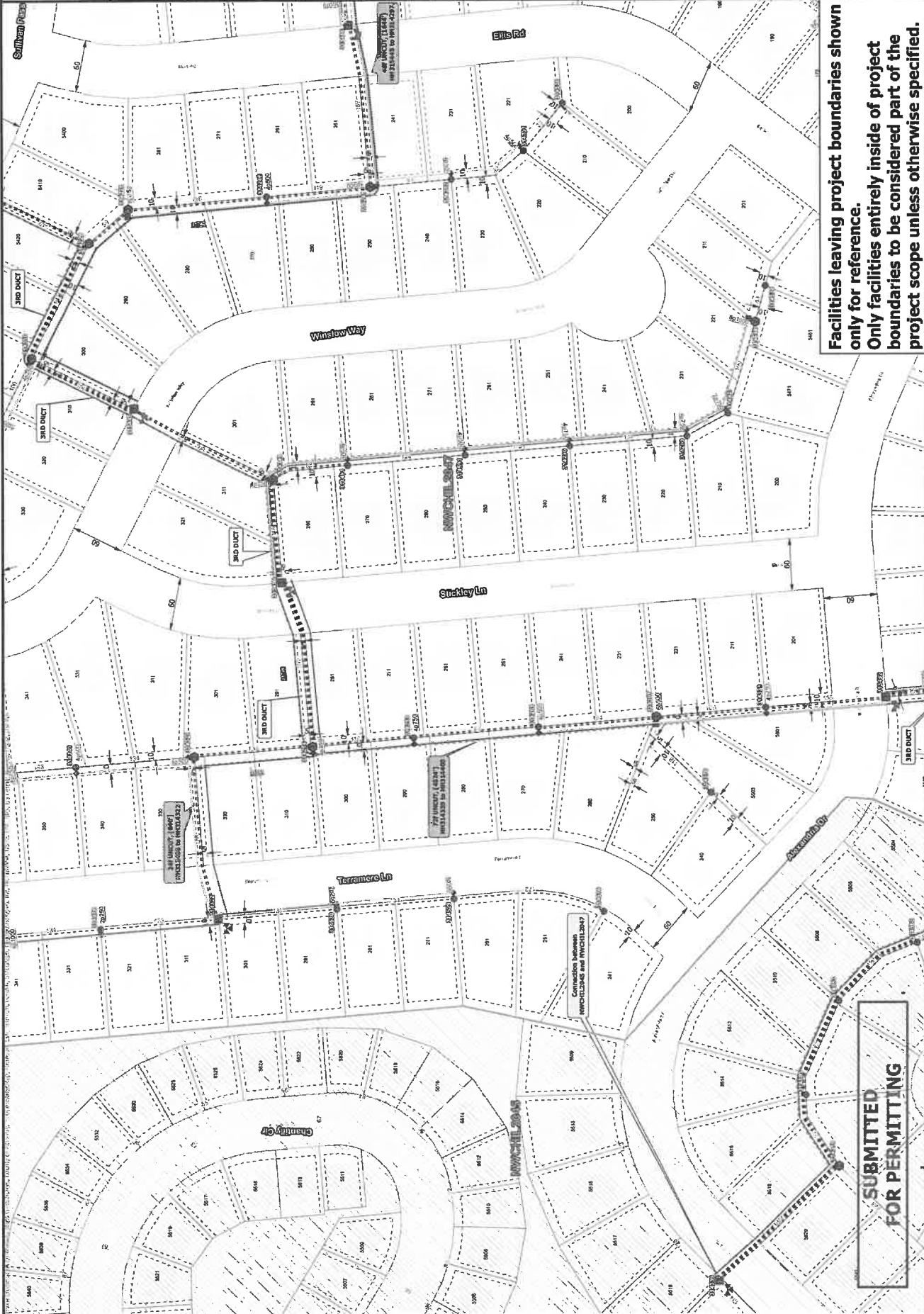
REVISIONS
/ 724 No. _____
/ 724 No. _____
/ 724 No. _____
/ 724 No. _____
/ 724 No. _____

PROPOSED FIBER INSTALLATION PLANS
FIBER INSTALLATION PLAN MAPS
 Printed: 4/10/2025
 Time: 9:39 AM

SECTOR: NWCHIL2047

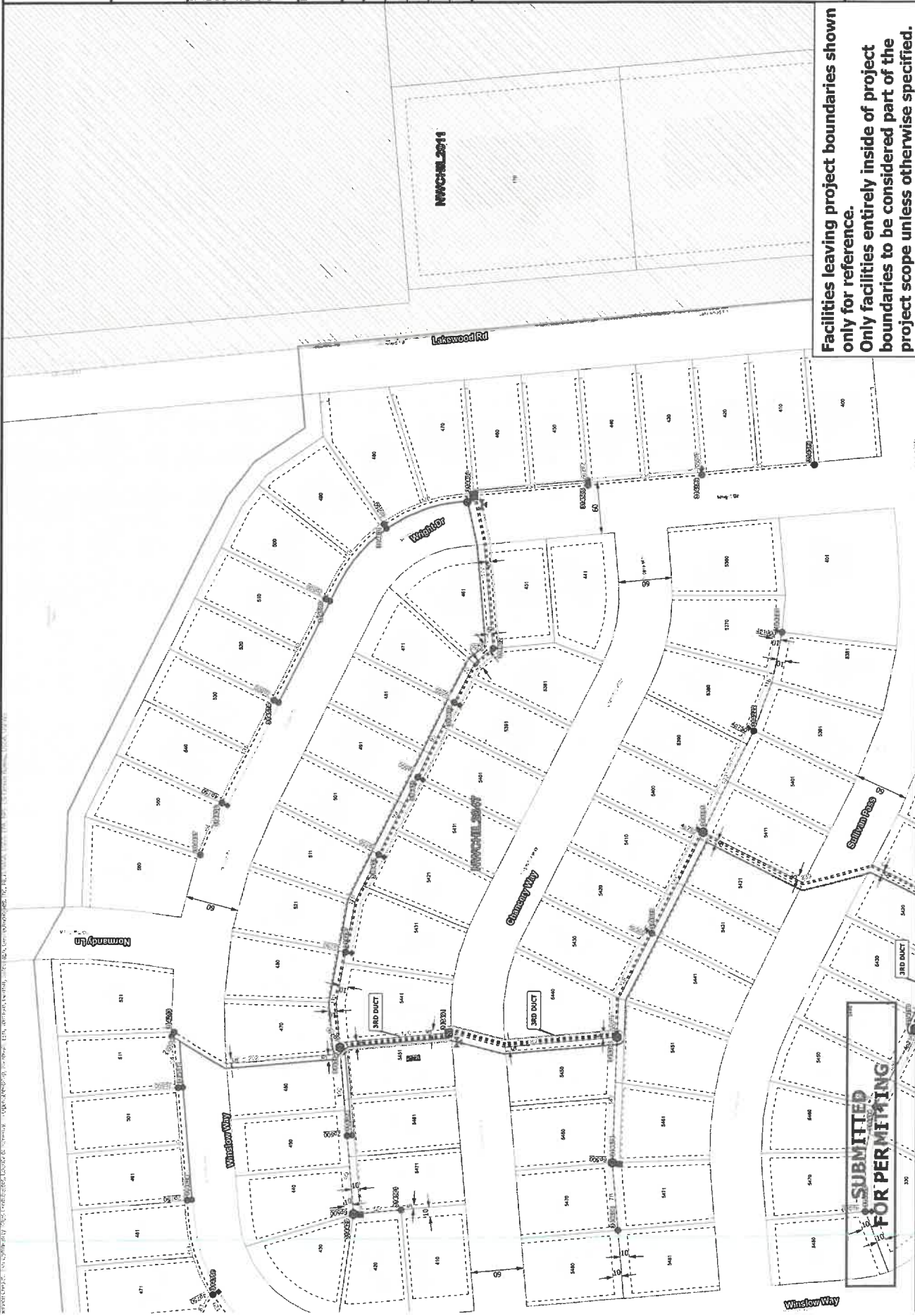
F3

SHEET:



**Facilities leaving project boundaries shown only for reference.
 Only facilities entirely inside of project boundaries to be considered part of the project scope unless otherwise specified.**

SUBMITTED FOR PERMITTING



**Facilities leaving project boundaries shown only for reference.
 Only facilities entirely inside of project boundaries to be considered part of the project scope unless otherwise specified.**

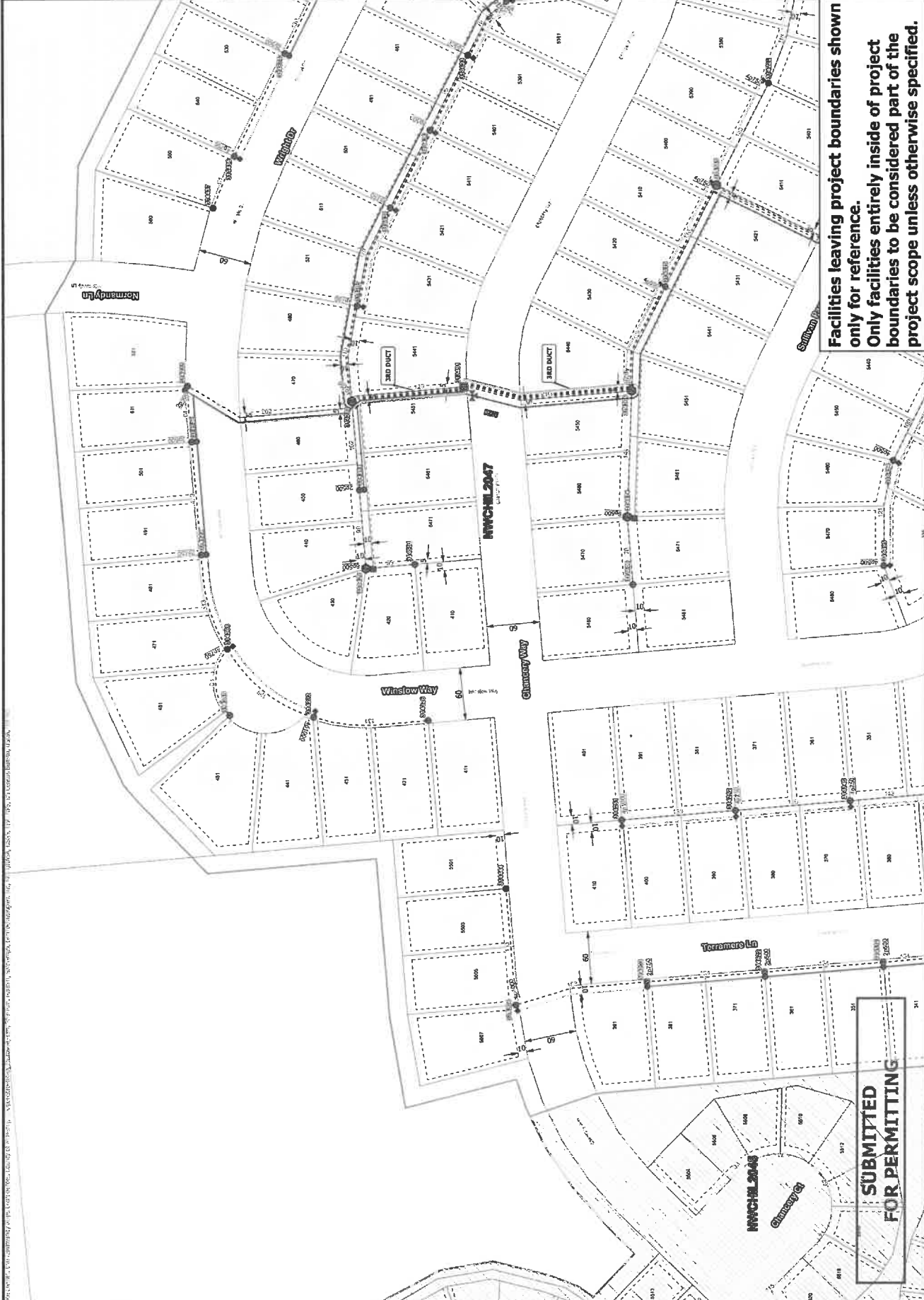
NOT SUBMITTED FOR PERMITTING



SHEET NOTES:
 1. Facilities shown on this sheet are shown for informational purposes only. They shall be installed in accordance with the approved construction plan.
 2. Connector shall field verify all dimensions prior to installing fiber cable.
 3. See sheet N1 for installed fiber cable slack requirements.

PROJECT ENGINEER:
 Steven Berthold

REVISIONS	
/ 24 No.	
/ 24 No.	
/ 24 No.	
/ 24 No.	



Facilities leaving project boundaries shown only for reference. Only facilities entirely inside of project boundaries to be considered part of the project scope unless otherwise specified.

FOR PERMITTING



SCALE: 1 INCH = 50 FEET
 PDS: USA Contemporary Standard Conc.
 and base pit details.

- SHEET NOTES:**
1. All facilities shall be installed in accordance with the applicable codes and standards.
 2. Material of construction shall be as shown on drawings or as noted on drawings. Material shall be as shown on drawings or as noted on drawings. Material shall be as shown on drawings or as noted on drawings.
 3. Additional details for facilities (other than those shown on drawings) shall be as shown on drawings or as noted on drawings. Additional details shall follow the same standards as those shown on drawings.

PROJECT ENGINEER:
 Steven Berthold

REVISIONS	
1	/ 24 No.
2	/ 24 No.
3	/ 24 No.
4	/ 24 No.
5	/ 24 No.

PROPOSED FIBER INSTALLATION PLANS
FIBER INSTALLATION PLAN MAPS
 Printed: 4/10/2025
 Time: 9:29 AM

SECTOR: NWCHILL2047

D6

SHEET:



**Facilities leaving project boundaries shown only for reference.
 Only facilities entirely inside of project boundaries to be considered part of the project scope unless otherwise specified.**

SUBMITTED FOR PERMITTING



PCS: USA Continuous Equipment Clock
 SCALE: 1 INCH = 50 FEET
 SHEET NOTES:
 1. See sheet 022 for typical road crossing and wire fit details.
 2. Method of aerial installation shall be as shown on the plans unless otherwise noted on the plans or in the notes. PERMITTING COMMITMENTS (See sheet 024).
 3. Additional details for facilities (e.g., fiber, conduit) are shown and shall follow the same as shown on the plans unless otherwise noted. Additional details shall follow the same as shown on the plans unless otherwise noted.
 PROJECT ENGINEER:
 Steven Berthold

REVISIONS	
/	24 No.
/	24 No.
/	24 No.
/	24 No.

PROPOSED FIBER INSTALLATION PLANS
 FIBER INSTALLATION PLAN MAPS
 Printed: 4/10/2025
 Time: 9:28 AM

SECTOR: NWCHIL2047

D5

SHEET:



Facilities leaving project boundaries shown only for reference. Only facilities entirely inside of project boundaries to be considered part of the project scope unless otherwise specified.

SUBMITTED FOR PERMITTING

REVISIONS	
/	/ 24 No.
/	/ 24 No.
/	/ 24 No.
/	/ 24 No.
/	/ 24 No.




Facilities leaving project boundaries shown only for reference. Only facilities entirely inside of project boundaries to be considered part of the project scope unless otherwise specified.

FOR PERMITTING

- Method of conduit installation shall be shown in Directional Bore or Micro Trench, UNLESS OTHERWISE NOTED ON THIS DRAWING OR SPECIFICATIONS PERTAINING TO THIS SHEET (N).
- Additional conduit locations (other than primary) are shown either for re-connection ONLY. Additional ducts shall follow the same primary route.

PROJECT ENGINEER:
 Steven Berthold

REVISIONS	
1	/ 24 / No.
1	/ 24 / No.
1	/ 24 / No.
1	/ 24 / No.
1	/ 24 / No.



Facilities leaving project boundaries shown only for reference. Only facilities entirely inside of project boundaries to be considered part of the project scope unless otherwise specified.

SUBMITTED FOR PERMITTING

REVISIONS

/	7/24	No.
/	7/24	No.
/	7/24	No.
/	7/24	No.
/	7/24	No.



**Facilities leaving project boundaries shown only for reference.
 Only facilities entirely inside of project boundaries to be considered part of the project scope unless otherwise specified.**

SUBMITTED FOR PERMITTING

